

Week Commencing 13th May 2024

We hope this newsletter finds you well. We have some exciting updates and opportunities to share with you regarding opportunities with Cranfield University and the progress of our new build.

Cranfield University opportunities

Following the recent Parent Meet and Greet in March, it has been wonderful to see the enthusiasm and commitment of our parents towards supporting the growth and development of our school community.

I had the privilege of having discussions about potential partnerships and opportunities with Cranfield University, thanks to the efforts of Krystle Coles, a parent of a student at Wixams Academy and the CED Apprenticeship Operations Manager at Cranfield University. A special thanks also to her colleague, Natalie Wells, Executive Development Programme Advisor, for meeting with us to discuss the numerous opportunities Cranfield University can offer.

Cranfield University will be providing accredited Continuing Professional Development (CPD) courses and opportunities for our staff, parents, and other adults in the community. Additionally, our students will have the chance to visit a variety of their labs, including those specialising in flying and forensics.



In the coming weeks, we look forward to sharing more details about these exciting opportunities. In the meantime, if any parents are interested in exploring courses at Cranfield University, particularly in apprenticeships or leadership development, please feel free to reach out to Krystle Coles at Krystle.Coles@cranfield.ac.uk and Natalie Wells at Natalie.Wells@cranfield.ac.uk.

For more information about Cranfield University, you can visit their website at [Cranfield University](https://www.cranfield.ac.uk).

New build update

On Wednesday, our senior leadership team had the pleasure of touring the new build to see how it is developing. We were truly excited to put on PPE, tour the new sports hall, and wander around the new teaching block. We were all impressed with the amount of space and additional capacity the new facilities will bring to our school.

These new additions are set to significantly enhance the learning environment and provide even more opportunities for our students to thrive. We look forward to sharing more updates as the project progresses.



Nathaniel Wilson

Nathaniel Wilson

Headteacher

Table of Contents

Cranfield University opportunities	1
New build update.....	2
This week in assemblies	4
Spring Fayre.....	4
End of Year Exams	6
Curriculum Focus – English	8
6th Form – Exciting News!	10
Well done to our Year 11 and Year 9 Football Teams in the District Football Finals!	10
Lost and Found.....	12
Dates for your diary:	12

This week in assemblies


We continued our focus on the value of respect and have been learning about International Day Against Homophobia, Biphobia and Transphobia. Students were reminded that showing the value of respect to all is important and that it is our differences that makes our community unique and diverse. Next week will see the presentation of our ½ termly values awards and the winners of the respect awards will be presented during assembly. All values awards winners will also be added to a draw to win a prize at the end of the school year.

Spring Fayre

On Saturday the 11th May, Wixams Academy PTA held their Spring Fayre. Alongside the PTA there were stalls representing 12 local businesses and community groups; including an amazing Bracelet Stall run by our very own talented Year 7 student, Mattie.

There were games to guess the weight of a cake and a massive Sweet Jar, both donated by local residents. As well as inflatable games, refreshments, a giant slide and visits from the emergency services for all to enjoy!

The PTA would like to thank everyone who helped at or attended the Fayre; the total raised for the school was £715.30.





This money will go directly to the PE department as they would like to purchase four club level trampolines to widen the students experience during PE lessons and also create an after school Trampolining club.

The fundraising for this initiative will continue throughout this term, so watch this space!

The next PTA meeting will be held on Thursday 6th June at 6.15pm in the Academy – new members always welcome (even if you can only commit small amount of your time)



Mrs L Pearson
Assistant Headteacher

End of Year Exams

How to help your Child revise.

As we enter the end of year test season, we wanted to give you a few tips on how to support your child with revision.

We want to reassure you that you do not have to teach your child subject content – in fact quite the opposite. One of the most successful revision strategies is to let your child teach you! Ask them questions about what they are revising and get them to explain the maths problem or the ideas behind photosynthesis for example.

So here are some top tips we have discussed as teachers and parents that may help:

1. Check your child knows what topics they need to revise. Your child's teacher will have provided revision lists on Edulink.
2. Check what your child is actually doing. You may think they are studying but are they in fact, on their phone or playing video games!
You can support them by helping them to write a revision timetable.



TIME	MONDAY	TUESDAY	WEDNESDAY	THURSDAY	FRIDAY	TIME	SATURDAY	SUNDAY
8:30AM - 4PM	SCHOOL	SCHOOL	SCHOOL	SCHOOL	SCHOOL	9AM - 10AM	BREAKFAST/ SHOWER	BREAKFAST/ SHOWER
4PM - 5PM	HOMEWORK	TV/ GAMING/ SOCIAL MEDIA	HOMEWORK	TV/ GAMING/ SOCIAL MEDIA	HOMEWORK	10AM - 11AM	REVISION - ENGLISH	REVISION - SCIENCE
5PM - 6PM	DINNER	DINNER	DINNER	DINNER	DINNER	11AM - 1PM	SEEING FRIENDS/ LUNCH	SPORT/ LUNCH
6PM - 7PM	REVISION - GEOGRAPHY	HOMEWORK	REVISION - HISTORY	REVISION - FRENCH	REVISION - SCIENCE	1PM - 3PM	REVISION - MATHS	REVISION - FLASH CARDS
7PM - 8PM	REVISION - MATHS	REVISION - ENGLISH	FREE TIME	HOMEWORK	FREE TIME	3PM - 5PM	OUT WITH FAMILY	SPORT/ TV/ GAMING
8PM - 9PM	FREE TIME/ SHOWER	FREE TIME/ SHOWER	FREE TIME/ SHOWER	FREE TIME/ SHOWER	FREE TIME/ SHOWER	6PM - 8PM	DINNER/ FREE TIME	DINNER/ FREE TIME

This should specify, study times, subjects and topics. Use this to ask them questions about what they have done.



[How do I make a revision timetable for my exams? - BBC Bitesize](#)






3. Create a space for your child to revise if possible.

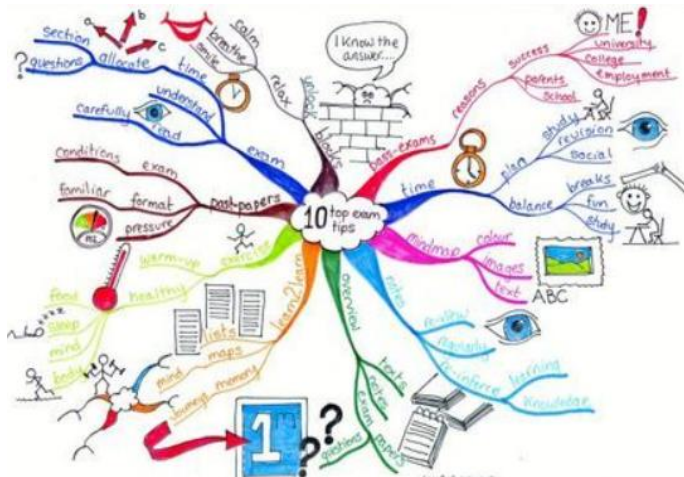
Maybe their bedroom is not the best space, but the kitchen or dining room may help support them

4. Allow posters! Remember those foundation stage paintings we used to put on the fridge. Now revision posters with key facts and pictures can take their place.
5. Support your child to write their own revision or flash cards. These have questions on one side and key points or diagrams on the other. They can use their books or revision guides to write the cards and then you or a younger sibling can test them. Some students use index cards, but paper cut up will work just as well.

There are lots of youtube clips that explain how to write flash cards effectively and why work eg. [YOU'RE DOING IT WRONG | HOW TO MAKE EFFECTIVE FLASHCARDS](https://www.youtube.com/watch?v=...)  
[youtube.com](https://www.youtube.com)



6. Your child may find it easier to make mind maps rather than posters or flash cards. These can be hand drawn or computerised but have a few key rules. Place the topic or question in the middle of the page. Break the topic down into sub-headings. Then add contents off each sub heading that link. Here is a useful short video that explains the process: [Step by Step directions for creating a mind map](https://www.youtube.com/watch?v=...)  
[youtube.com](https://www.youtube.com)



7. There are lots of revision websites online with videos to support many subjects. Your child's subject teacher will be able to recommend some. For example, in Maths we use [MathsWatch](https://www.mathswatch.co.uk).

Your child will have a personalised login, for example, in year 7 it is: 23hpotter@wa – where 23 is the September when the year group joined the school, their first initial then their surname@wa. All passwords are circle. This site has videos which pause to let students try some answers. There are also interactive questions that are marked on each topic. Your child can use the video to write posters or flash cards and then practice the questions. They revise Maths by doing Maths. Just check that they have clicked on the correct Key stage KS3 or GCSE.

8. Our final key tip is about mobile phones. Research shows that having a mobile phone in the same room while studying is a distraction. This causes students to lose focus more easily and have problems concentrating. So, supporting your child by insisting their phone is in a different room is proven to improve their ability to study.

Most of all we do not want your child to feel over-anxious about these tests. These are end of year tests and are the same as the ones we have completed in class all year. They should be low stakes. They give us an idea of how to support your child and improve our planning moving forward. These tests only form a part of the information we use on end of year reports. The work your child has produced all year in class and for homework is just as important.

If you have any queries about the tests in a particular subject, please contact your child's subject teacher, all other queries should go to your child's tutor.

Curriculum Focus – English

As always, students continue to impress us in the English department!


In particular, year 10 students showed great maturity and dedication during their first 'Macbeth' and Language mock assessments. Pupils had clearly spent time revising and attempted the assessment to the best of their ability. Well done, Year 10!

We would like to take time this week to share the fantastic work of **Josh B-B in year 8!** In recent lessons year 8 have been exploring a poem entitled 'Clown Punk' by Simon Armitage. The narrative of the poem tells the story of someone in a car looking at an older man who clearly used to be a clown punk in his youth. Their worlds collide when the clown punk pushes his face against the car window screen. After exploring the presentation of the character and what they felt the poem communicated about aging and society, students were challenged to re-write the poem from the perspective of the clown punk. We are very impressed with the poem that Josh wrote! He has kindly agreed for us to share it with you.

Original Simon Armitage Poem	Josh's Poem
<p><u>Driving home through the shonky side of town,</u> <u>three times out of ten you'll see the town</u> <u>clown,</u> <u>like a basket of washing that got up</u> <u>and walked, towing a dog on a rope. But</u></p> <p><u>don't laugh: every pixel of that man's skin</u> <u>is shot through with indelible ink;</u> <u>as he steps out at the traffic lights,</u> <u>think what he'll look like in thirty years' time -</u></p> <p><u>the deflated face and shrunken scalp</u> <u>still daubed with the sad tattoos of high punk.</u> <u>You kids in the back seat who wince and</u> <u>scream</u> <u>when he slathers his daft mush on the</u> <u>windscreen,</u></p>	<p>'Our kind community has really really shrunk, But I won't leave because I'm proud to be a punk. Yes, I'm a punk but I'm often called a clown. They also say I live on the shonky side of town.</p> <p>It may be disrespectful, but we don't care We dress like this 'cus we have a point to share, Is no one bored of a controlled life? Break some rules-sometimes it's worth the price.</p> <p>People are disgusted, look us down and up So I'll smush my face on their nice car, van or truck. We only do this to let it be know, That our beliefs won't be easily overthrown.</p> <p>So next time you see us walking down the street just know that we won't end this fight a defeat.</p>

remember the clown punk with his dyed brain,
then picture windscreen wipers, and let it rain.

We'd also like to share some work from our year 8 students who have just finished studying Shakespeare's 'A Midsummer Night's Dream'. As part of their studies students looked specifically at staging and design work and were all set the challenge of constructing their own model of The Globe Theatre.



What are students studying this half term?

- Year 7- 'Romeo and Juliet'
- Year 8- Character and Place Poetry
- Year 9- Gender in Shakespeare
- Year 10- English Language Paper 1 Revision and 'A Christmas Carol'
- Year 11- Exam Revision for English Language and English Literature (with a particular emphasis on planning successful answers)

6th Form – Exciting News!

In a very exciting development, we can now announce that the current Wixams Academy building will be the “Sixth Form Centre” and teaching block from early October next academic year. This means that our Sixth Form students in both Year 13 and Year 12 will learn in a separate environment to KS3 and 4, for the overwhelming majority of their lessons. They will have access to Sixth Form only specialist classrooms, the canteen spaces and break out food areas.



We are extremely proud of our Sixth Form here at Wixams, applications numbers this year have been very high and we look forward to welcoming a new year group into a KS5 focused space.

We are preparing for another first this summer as Year 13 receive their A

level results (our first) and begin the journey on to University, apprenticeships and the next stage of their lives. Good luck to them all.

Mr R Mercel – Assistant Headteacher – Head of Sixth Form

Well done to our Year 11 and Year 9 Football Teams in the District Football Finals!

A huge well done to our Year 9 and our Year 11 Football Teams after both reaching the District Cup Finals. We are extremely proud of both teams and want to congratulate our teams who overcame difficult opponents from larger schools to reach the finals.

Last week saw both our year 11 and year 9 football teams in the district plate final. Year 11 faced Etonbury Academy. The game was the final fixture for our year 11 boys at Wixams Academy, they gave it everything and represented the school exceptionally well with the school values shining through. Unfortunately, it was not our night, but we could not be prouder!



Year 9 faced Goldington in an eagerly awaited football match. With Goldington to be the only team in the district to have beaten us we went in with the game plan and steady nerves. The game was absolutely fantastic, and the boys took it in their stride. A cracking 5-1 performance and a very well deserved trophy and medal.

Thank you to Mr Davies for organising and running all the teams himself!

Thank you to those staff and parents you who came along and cheered the boys to the final whistle. A great number came in support which we all really appreciated.




Lost and Found

We would like to bring to your attention the issue of lost and found property at school. We have accumulated a large number of uniforms and items that have been left behind by students. While we make every effort to reunite lost items with their owners, we need your assistance in this matter.

We kindly ask that you speak to your children, particularly if you are aware that they have lost an item recently. Encouraging them to check the lost and found area may help in retrieving their belongings.

In addition, we strongly recommend labelling your children's clothing and item tags with their names or initials. This simple step can significantly aid in the smooth return of lost items back to students.



Dates for your diary:

21 st May	Year 8 HPV vaccinations
22 nd -24 th May	Silver DofE Practise Expedition
27 th May – 31 st May	Half term
3 rd June	Students return to school Chinese students visiting the Academy 2 weeks
5 th June	Year 12 UCAS evening 5.30-7.00pm
12 th June – 14 th June	Silver DofE expedition for year 10 and 12
18 th June	Year 8 Subject meetings
27 th June	Year 7 Subject meetings
28 th June	Year 11 Prom at Amberly Gardens